

## The Annual Quality Assurance Report (AQAR) of the IQAC

All NAAC accredited institutions will submit an annual self-reviewed progress report to NAAC, through its IQAC. The report is to detail the tangible results achieved in key areas, specifically identified by the institutional IQAC at the beginning of the academic year. The AQAR will detail the results of the perspective plan worked out by the IQAC. (Note: The AQAR period would be the Academic Year. For example, July 1, 2012 to June 30, 2013)

### Part – A

AQAR for the year (for example 2013-14)

2016-17

#### 1. Details of the Institution

1.1 Name of the Institution

Sheth R. A. College of Science

1.2 Address Line 1

Vidyagauri Nilkanth Marg

Address Line 2

Khanpur

City/Town

Ahmedabad

State

Gujarat

Pin Code

380001

Institution e-mail address

brasc\_abd@yahoo.com

Contact Nos.

079-25600311

Name of the Head of the Institution:

Dr. H. M. Patel

Tel. No. with STD Code:

079-25600311

Mobile:

94290 20648

Name of the IQAC Co-ordinator:

Dr. Kiran Prajapati

Mobile:

99250 26881

IQAC e-mail address:

kim\_prajapati@yahoo.co.in

1.3 NAAC Track ID (For ex. MHCOGN 18879)

GJCOGN13508

**OR**

1.4 NAAC Executive Committee No. & Date:

(For Example EC/32/A&A/143 dated 3-5-2004.

This EC no. is available in the right corner- bottom of your institution's Accreditation Certificate)

EC/44/A & A/17

1.5 Website address:

www.bhavansrasc.org

Web-link of the AQAR:

For ex. <http://www.ladykeanecollege.edu.in/AQAR2014-15.doc>

1.6 Accreditation Details

Sl. No.	Cycle	Grade	CGPA	Year of Accreditation	Validity Period
1	1 <sup>st</sup> Cycle	B	2.09	2008	2008-2013
2	2 <sup>nd</sup> Cycle	B	2.28	2015	April 30, 2020
3	3 <sup>rd</sup> Cycle	-	-	-	-
4	4 <sup>th</sup> Cycle	-	-	-	-

1.7 Date of Establishment of IQAC :

DD/MM/YYYY

14/08/2008

1.8 Details of the previous year's AQAR submitted to NAAC after the latest Assessment and Accreditation by NAAC (*for example AQAR 2010-11 submitted to NAAC on 12-10-2011*)

- i. AQAR - 2008-09 submitted to NAAC 28/10/2009
- ii. AQAR - 2009-10 submitted to NAAC 24/12/2012
- iii. AQAR - 2010-11 submitted to NAAC 24/12/2012
- iv. AQAR - 2011-12 submitted to NAAC 17/01/2013
- v. AQAR - 2012-13 submitted to NAAC 27/06/2014 (Online)
- vi. AQAR - 2013-14 submitted to NAAC
- vii. AQAR - 2014-15 submitted to NAAC 09/04/2018
- viii. AQAR - 2015-16 submitted to NAAC 30/06/2018

1.9 Institutional Status

University State  Central  Deemed  Private

Affiliated College Yes  No

Constituent College Yes  No

Autonomous college of UGC Yes  No

Regulatory Agency approved Institution Yes  No

(eg. AICTE, BCI, MCI, PCI, NCI)

Type of Institution Co-education  Men  Women

Urban  Rural  Tribal

Financial Status Grant-in-aid  UGC 2(f)  UGC 12B

Grant-in-aid + Self Financing  Totally Self-financing

1.10 Type of Faculty/Programme

Arts  Science  Commerce  Law  PEI (Phys Edu)

TEI (Edu)  Engineering  Health Science  Management

Others (Specify)

1.11 Name of the Affiliating University (*for the Colleges*)

Gujarat University, Ahmedabad

1.12 Special status conferred by Central/ State Government-- UGC/CSIR/DST/DBT/ICMR etc

Autonomy by State/Central Govt. / University

-

University with Potential for Excellence

-

UGC-CPE

-

DST Star Scheme

-

UGC-CE

-

UGC-Special Assistance Programme

-

DST-FIST

-

UGC-Innovative PG programmes

-

Any other (*Specify*)

-

UGC-COP Programmes

-

## **2. IQAC Composition and Activities**

2.1 No. of Teachers

6

2.2 No. of Administrative/Technical staff

2

2.3 No. of students

2

2.4 No. of Management representatives

1

2.5 No. of Alumni

1

2.6 No. of any other stakeholder and  
community representatives

2

2.7 No. of Employers/ Industrialists

1

2.8 No. of other External Experts

0

2.9 Total No. of members

15

2.10 No. of IQAC meetings held

2.11 No. of meetings with various stakeholders: No.  Faculty   
 Non-Teaching Staff Students  Alumni  Others

2.12 Has IQAC received any funding from UGC during the year? Yes  No   
 If yes, mention the amount

2.13 Seminars and Conferences (only quality related)

(i) No. of Seminars/Conferences/ Workshops/Symposia organized by the IQAC

Total Nos.  International  National  State  Institution Level

(ii) Themes

2.14 Significant Activities and contributions made by IQAC

2.15 Plan of Action by IQAC/Outcome

The plan of action chalked out by the IQAC in the beginning of the year towards quality enhancement and the outcome achieved by the end of the year- 2016-17

Plan of Action	Achievements
<p>Faculties publish more research paper, present papers in conference and participate in training programmes,            Maximise Students participation in various activities</p>	<p>Faculties published 45 research papers in the journals of international repute. 7 faculty Present their papers in International conferences.            Eight professors took part in Faculty development programmes.            Students gain a lot by attending popular talk organised by college.</p>

\* Attach the Academic Calendar of the year as Annexure.

2.15 Whether the AQAR was placed in statutory body Yes  No

Management  Syndicate  Any other body

Provide the details of the action taken

## Part – B

### Criterion – I

#### 1. Curricular Aspects

##### 1.1 Details about Academic Programmes

Level of the Programme	Number of existing Programmes	Number of programmes added during the year	Number of self-financing programmes	Number of value added / Career Oriented programmes
PhD	-	-	-	-
PG	1 (M. Sc)	-	-	-
UG	1 (B. Sc)	-	-	-
PG Diploma	-	-	-	-
Advanced Diploma	-	-	-	-
Diploma	-	-	-	-
Certificate	-	-	-	-
Others	-	-	-	-
<b>Total</b>	<b>2</b>	<b>-</b>	<b>-</b>	<b>-</b>
Interdisciplinary	-	-	-	-
Innovative	-	-	-	-

##### 1.2 (i) Flexibility of the Curriculum: CBCS/Core/Elective option / Open options - CBCS

##### (ii) Pattern of programmes:

Pattern	Number of programmes
Semester	02
Trimester	-
Annual	-

1.3 Feedback from stakeholders\* Alumni  Parents  Employers  Students   
(On all aspects)

Mode of feedback : Online  Manual  Co-operating schools (for PEI)

\*Please provide an analysis of the feedback in the Annexure: Please see Annexure-1

##### 1.4 Whether there is any revision/update of regulation or syllabi, if yes, mention their salient aspects.

1.5 Any new Department/Centre introduced during the year. If yes, give details.

-
---

## Criterion – II

### 2. Teaching, Learning and Evaluation

2.1 Total No. of permanent faculty

Total	Asst. Professors	Associate Professors	Professors	Others
27	9	17	-	01

2.2 No. of permanent faculty with Ph.D.

19
----

2.3 No. of Faculty Positions Recruited (R) and Vacant (V) during the year

Asst. Professors		Associate Professors		Professors		Others		Total	
R	V	R	V	R	V	R	V	R	V
Nil	05	-	-	-	-	-	-	0	05

2.4 No. of Guest and Visiting faculty and Temporary faculty

02	02	04
----	----	----

2.5 Faculty participation in conferences and symposia:

No. of Faculty	International level	National level	State level
Attended	1	5	2
Presented papers	6	2	-
Resource Persons	-	3	5

2.6 Innovative processes adopted by the institution in Teaching and Learning:

-
---

2.7 Total No. of actual teaching days during this academic year

180
-----

2.8 Examination/ Evaluation Reforms initiated by the Institution (for example: Open Book Examination, Bar Coding, Double Valuation, Photocopy, Online Multiple-Choice Questions)

-
---

2.9 No. of faculty members involved in curriculum restructuring/revision/syllabus development as member of Board of Study/Faculty/Curriculum Development workshop

4	-	-
---	---	---

2.10 Average percentage of attendance of students

70%
-----

2.11 Course/Programme wise distribution of pass percentage:

Title of the Programme	Total no. of students appeared	Division				
		Distinction %	I %	II %	III %	Pass %
Sem-I	325	5	18	36	10	70
Sem-II	318	13	31	32	6	82
Sem-III	304	7	21	34	4	66
Sem-IV	289	10	25	29	6	70
Sem-V	198	9	17	29	7	63
Sem-VI	195	8	19	36	4	67

2.12 How does IQAC Contribute/Monitor/Evaluate the Teaching & Learning processes:

IQAC contribute teaching /learning by passing valuable and relevant information regarding seminar/workshop/refresher course at local, regional, national, international level to faculties and students. College take a follow-up of irregular students and inform them and their parents through SMS to ensure regular attendance of students in the class.

2.13 Initiatives undertaken towards faculty development

<i>Faculty / Staff Development Programmes</i>	<i>Number of faculty benefitted</i>
Refresher courses	-
UGC – Faculty Improvement Programme	02
HRD programmes	-
Orientation programmes	-
Faculty exchange programme	-
Staff training conducted by the university	04
Staff training conducted by other institutions	07
Summer / Winter schools, Workshops, etc.	01
Others	-

2.14 Details of Administrative and Technical staff

Category	Number of Permanent Employees	Number of Vacant Positions	Number of permanent positions filled during the Year	Number of positions filled temporarily
Administrative Staff	01	06	-	07
Technical Staff	08	15	-	05



## Criterion – III

### 3. Research, Consultancy and Extension

#### 3.1 Initiatives of the IQAC in Sensitizing/Promoting Research Climate in the institution

IQAC encourage faculties to engage and carry out research activities and put it on various State, National and International platform, also develop collaboration with various organizations and facilitate the same

#### 3.2 Details regarding major projects

	Completed	Ongoing	Sanctioned	Submitted
Number	-	-	-	-
Outlay in Rs. Lakhs	-	-	-	-

#### 3.3 Details regarding minor projects

	Completed	Ongoing	Sanctioned	Submitted
Number	-	-	-	-
Outlay in Rs. Lakhs	-	-	-	-

#### 3.4 Details on research publications

	International	National	Others
Peer Review Journals	45	-	-
Non-Peer Review Journals	-	-	-
e-Journals	-	-	-
Conference proceedings	-	-	-

#### 3.5 Details on Impact factor of publications:

Range  Average  h-index  Nos. in SCOPUS

#### 3.6 Research funds sanctioned and received from various funding agencies, industry and other organisations

Nature of the Project	Duration Year	Name of the funding Agency	Total grant sanctioned	Received
Major projects	-	-	-	-
Minor Projects	-	-	-	-
Interdisciplinary Projects	-	-	-	-
Industry sponsored	-	-	-	-
Projects sponsored by the University/ College	-	-	-	-
Students research projects <i>(other than compulsory by the University)</i>	-	-	-	-
Any other(Specify)	-	-	-	-
Total	-	-	-	-

3.7 No. of books published i) With ISBN No.  Chapters in Edited Books

ii) Without ISBN No.

3.8 No. of University Departments receiving funds from

UGC-SAP  CAS  DST-FIST   
DPE  DBT Scheme/funds

3.9 For colleges

Autonomy  CPE  DBT Star Scheme   
INSPIRE  CE  Any Other (specify)

3.10 Revenue generated through consultancy

3.11 No. of conferences

organized by the Institution

Level	International	National	State	University	College
Number	-	-	-	-	-
Sponsoring agencies	-	-	-	-	-

3.12 No. of faculty served as experts, chairpersons or resource persons

3.13 No. of collaborations International  National  Any other

3.14 No. of linkages created during this year

3.15 Total budget for research for current year in lakhs: Nil

From Funding agency  From Management of University/College

Total

3.16 No. of patents received this year

Type of Patent		Number
National	Applied	-
	Granted	-
International	Applied	-
	Granted	-
Commercialised	Applied	-
	Granted	-

3.17 No. of research awards/ recognitions received by faculty and research fellows  
Of the institute in the year

Total	International	National	State	University	Dist	College
-	-	-	-	-	-	-

3.18 No. of faculty from the Institution who are Ph. D. Guides and students registered under them

5

4

3.19 No. of Ph.D. awarded by faculty from the Institution

Nil

3.20 No. of Research scholars receiving the Fellowships (Newly enrolled + existing ones)

JRF - SRF - Project Fellows - Any other -

3.21 No. of students Participated in NSS events:

University level - State level -  
National level - International level -

3.22 No. of students participated in NCC events:

University level - State level -  
National level 1 International level -

3.23 No. of Awards won in NSS:

University level - State level -  
National level - International level -

3.24 No. of Awards won in NCC:

University level - State level -  
National level - International level -

### 3.25 No. of Extension activities organized

University forum	<input type="text" value="-"/>	College forum	<input type="text" value="3"/>
NCC	<input type="text" value="-"/>	NSS	<input type="text" value="-"/>
		Any other	<input type="text" value="--"/>

### 3.26 Major Activities during the year in the sphere of extension activities and Institutional Social Responsibility

- Blood donation camp was organized on 8<sup>th</sup> August 2016 where in 104 bottles of blood were collected.
- A ‘Diabetes and Thalassemia Awareness Seminar’ was organised on 13<sup>th</sup> August 2016.
- A get-to-gather programme of our Bhavan’s Alumni Association was organized wherein around 550 students and retired and existing staff members participated.

## Criterion – IV

### 4. Infrastructure and Learning Resources

#### 4.1 Details of increase in infrastructure facilities:

Facilities	Existing	Newly created	Source of Fund	Total
Campus area	4110.65 Sq.mt	-	Donation from society	4110.65 Sq.mt
Class rooms	17	-	Do	17
Laboratories	9	-	Do	9
Seminar Halls	1	-	Do	1
No. of important equipments purchased ( $\geq$ 1-0 lakh) during the current year.	1	-	UGC	-
Value of the equipment purchased during the year (Rs. in Lakhs)	160000	-	-	160000
Others	-	-	-	-

#### 4.2 Computerization of administration and library

SOUL- Library
TALLY- Administration, MATLAB-Mathematics

#### 4.3 Library services:

	Existing		Newly added		Total	
	No.	Value	No.	Value	No.	Value
Text Books & Reference Books	19835	-	22	11018	20015	-
e-Books	N-list	5000/year				

Journals	12	9650	-	-	11	9400
e-Journals	N-list	5000/year				
Digital Database	-	-	-	-	-	-
CD & Video	224	-	-	-	-	-
Others (Magazine and news letter)	24	-	7	-	31	8529

#### 4.4 Technology up gradation (overall)

	Total Computers	Computer Labs	Internet	Browsing Centres	Computer Centres	Office	Departments	Others
Existing	14	-	07	1	-	-	-	-
Added	07	-	04	-	-	-	-	-
Total	21	-	11	1	-	-	-	-

#### 4.5 Computer, Internet access, training to teachers and students and any other programme for technology upgradation (Networking, e-Governance etc.)

NIL
-----

#### 4.6 Amount spent on maintenance in lakhs:

i) ICT	89565
ii) Campus Infrastructure and facilities	41075
iii) Equipments	-
iv) Others	25727
<b>Total :</b>	<b>1,56,367</b>

## Criterion – V

### 5. Student Support and Progression

#### 5.1 Contribution of IQAC in enhancing awareness about Student Support Services

<p>IQAC ensure that placement cell coordinate and facilitates companies and students for placement.</p> <p>Organize popular lectures and seminars.</p> <p>Make students aware about Grievance cell and encourage to participate in NCC and NSS unit</p>
---

## 5.2 Efforts made by the institution for tracking the progression

Institute ensures that more numbers of students actively participate in all the events organized by college for their overall upliftment. College inform failed students through message service to timely register for upcoming exams and make sure that none miss the opportunity to take exam.

### 5.3 (a) Total Number of students

UG	PG	Ph. D.	Others
938	93	-	-

### (b) No. of students outside the state

-
---

### (c) No. of international students

-
---

Men	No	%	Women	No	%
	671	65.08		360	34.91

Last Year						This Year					
General	SC	ST	OBC	Physically Challenged	Total	General	SC	ST	OBC	Physically Challenged	Total
749	135	32	325	-	1241	672	84	22	253	-	1031

Demand ratio-3.217822:1 (Bhavan's preference 1300/admitted in sem I-404) Dropout %- <1

### 5.4 Details of student support mechanism for coaching for competitive examinations (If any)

NIL

### No. of students beneficiaries

-
---

### 5.5 No. of students qualified in these examinations

NET	<input type="text" value="-"/>	SET/SLET	<input type="text" value="-"/>	GATE	<input type="text" value="-"/>	CAT	<input type="text" value="-"/>
IAS/IPS etc	<input type="text" value="-"/>	State PSC	<input type="text" value="-"/>	UPSC	<input type="text" value="-"/>	Others	<input type="text" value="-"/>

### 5.6 Details of student counselling and career guidance

NIL

No. of students benefitted

### 5.7 Details of campus placement

<i>On campus</i>			<i>Off Campus</i>
Number of Organizations Visited	Number of Students Participated	Number of Students Placed	Number of Students Placed

### 5.8 Details of gender sensitization programmes

### 5.9 Students Activities

#### 5.9.1 No. of students participated in Sports, Games and other events

State/ University level  National level  International level

#### No. of students participated in cultural events

State/ University level  National level  International level

#### 5.9.2 No. of medals /awards won by students in Sports, Games and other events

Sports : State/ University level  National level  International level

Cultural: State/ University level  National level  International level

### 5.10 Scholarships and Financial Support

	Number of students	Amount
Financial support from institution	-	-
Financial support from government	184	691455/-

Financial support from other sources	-	-
Number of students who received International/ National recognitions	-	-

#### 5.11 Student organised / initiatives

Fairs : State/ University level  National level  International level

Exhibition: State/ University level  National level  International level

5.12 No. of social initiatives undertaken by the students

5.13 Major grievances of students (if any) redressed: No grievance came before committee

### Criterion – VI

## 6. Governance, Leadership and Management

#### 6.1 State the Vision and Mission of the institution

**VISION:** Bhavan's Sheth R. A. College of Science is a valued and vital educational centre and ethical partner striving to enrich our expanding society and prepare our students to live and work in a scientifically challenging and demanding global environment.

**MISSION:** To provide quality higher education in basic (pure) sciences, which is accessible, affordable, learner centred institution dedicated to student success, serving the interior city area of Ahmedabad and beyond.

#### 6.2 Does the Institution has a management Information System

Yes- through coordinator Bharatiya Vidya Bhavan's Ahmedabad kendra

#### 6.3 Quality improvement strategies adopted by the institution for each of the following:

##### 6.3.1 Curriculum Development

NIL

##### 6.3.2 Teaching and Learning

Audio visual technology, e-books, Internet, Educational CDs of BISAG

##### 6.3.3 Examination and Evaluation

As per Gujarat University guide lines



6.3.4 Research and Development

-

6.3.5 Library, ICT and physical infrastructure / instrumentation

Reference books and laboratory equipments were purchased as per demand.

6.3.6 Human Resource Management

-

6.3.7 Faculty and Staff recruitment

Nil

6.3.8 Industry Interaction / Collaboration

70 students visited chemical industries of dyes & colors at GIDC Vatva (19-21 Sept. 2016)

6.3.9 Admission of Students

As per Gujarat University guide lines

6.4 Welfare schemes for

Teaching	-
Non teaching	-
Students	-

6.5 Total corpus fund generated

NIL

6.6 Whether annual financial audit has been done

Yes

No

6.7 Whether Academic and Administrative Audit (AAA) has been done?

Audit Type	External		Internal	
	Yes/No	Agency	Yes/No	Authority
Academic	Yes	KCG	Yes	KCG
Administrative	Yes	KCG	Yes	KCG

6.8 Does the University/ Autonomous College declare results within 30 days?

For UG Programmes Yes  No

For PG Programmes Yes  No

6.9 What efforts are made by the University/ Autonomous College for Examination Reforms?

NA

6.10 What efforts are made by the University to promote autonomy in the affiliated/constituent colleges?

NIL

6.11 Activities and support from the Alumni Association

Alumni asso. Offer student's Awards during farewell (B.Sc I, II, V, M.Sc I, III).  
A get-to-gather of our alumni asso. Held on 24/9/16, wherein 550 students  
& retired and existing staff members participated

6.12 Activities and support from the Parent – Teacher Association

NIL

6.13 Development programmes for support staff

NIL

6.14 Initiatives taken by the institution to make the campus eco-friendly

Several dustbins were kept in building and campus at easily accessible  
locations and biodegradable wastes are assorted and send separately

## Criterion – VII

### 7. Innovations and Best Practices

7.1 Innovations introduced during this academic year which have created a positive impact on the functioning of the institution. Give details.

NIL

7.2 Provide the Action Taken Report (ATR) based on the plan of action decided upon at the beginning of the year

Many faculties participated in various conferences, training programmes  
and FDPs. Students also participated in events such as e-Bird count, seminar,  
workshop, forest camp, excursion, youth festivals, science excellence etc.

7.3 G

Manuals)

Revis

Blood donation camp organized wherein 104 bottles of blood were collected.  
A 'Diabetes & Thalassemia awareness seminar' was organised on 13/8/2016

*\*Provide the details in annexure (annexure need to be numbered as i, ii,iii)*

7.4 Contribution to environmental awareness / protection

Students of Zoology participated in National event-e-bird count organized by CEE Ahmedabad and make a check list of birds of our campus. Also visited Marine National Park and learn environmental conservation strategies.

7.5 Whether environmental audit was conducted? Yes  No

7.6 Any other relevant information the institution wishes to add. (for example SWOT Analysis)

---

#### **8. Plans of institution for next year**

- To Organize placement fair at the campus
- Motivate Students for participation in seminar/ workshop/camp/hands on training/study tour
- Organize seminar/workshop/colloquium, Blood donation camp
- Strengthen alumni association by motivating final year students to join

Name : Dr. Kiran Prajapati

Name : Prin. (i/c) Dr H. M. Patel

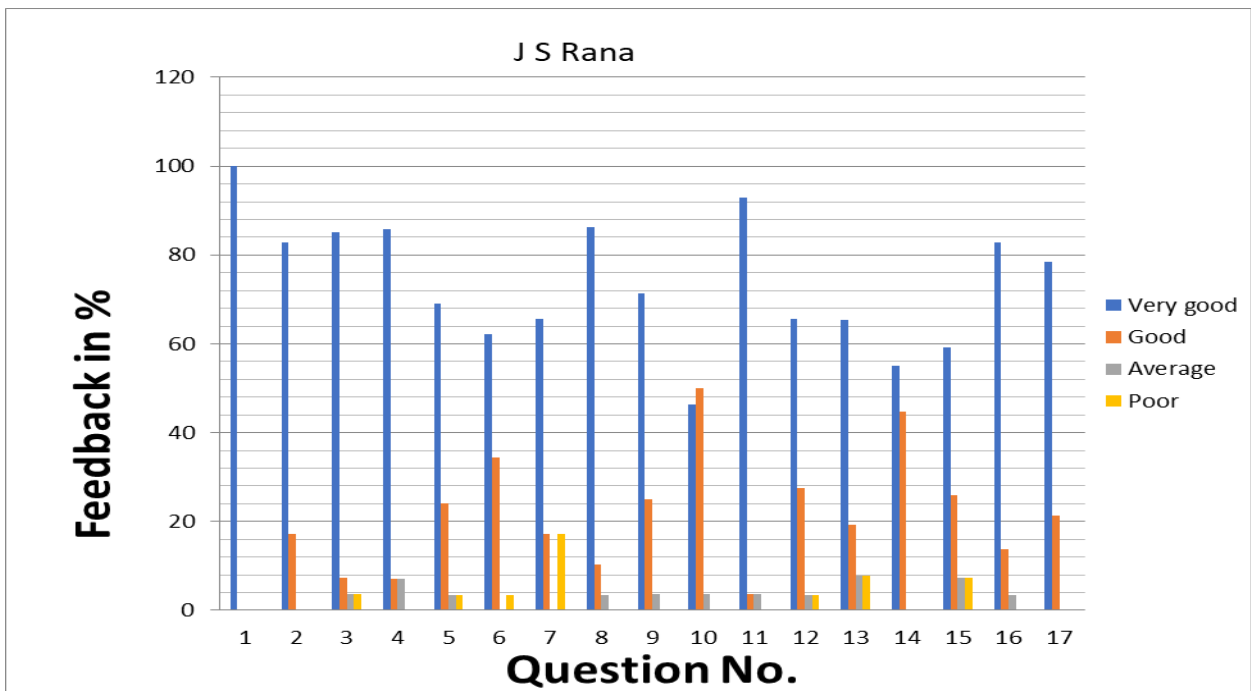
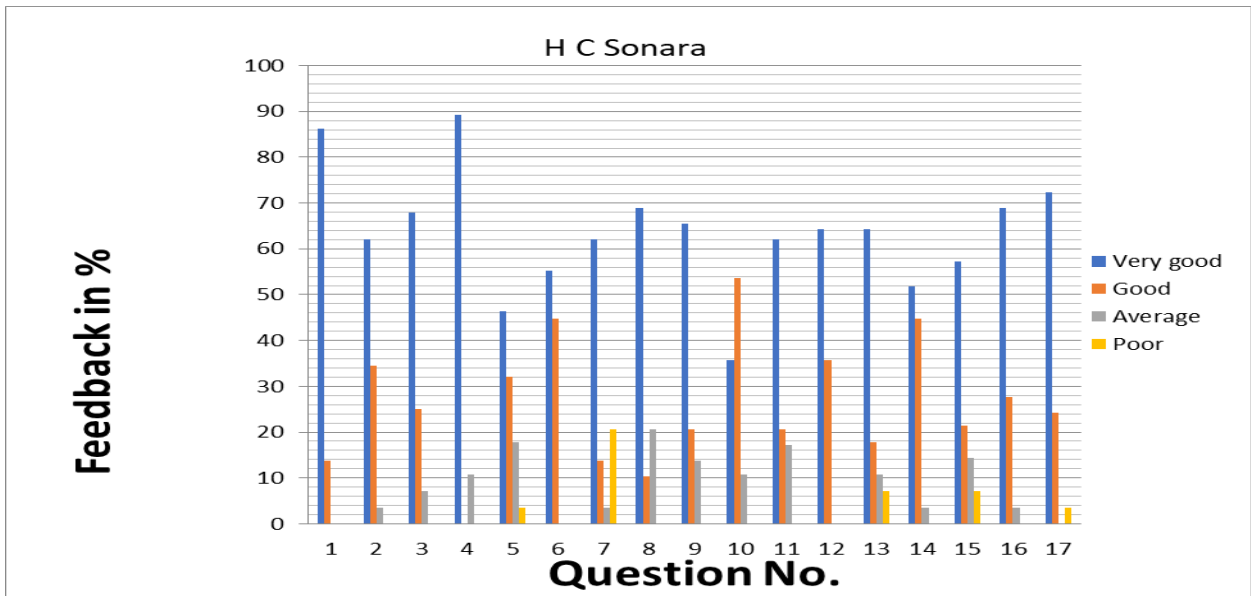
\_\_\_\_\_  
Signature of the Coordinator, IQAC

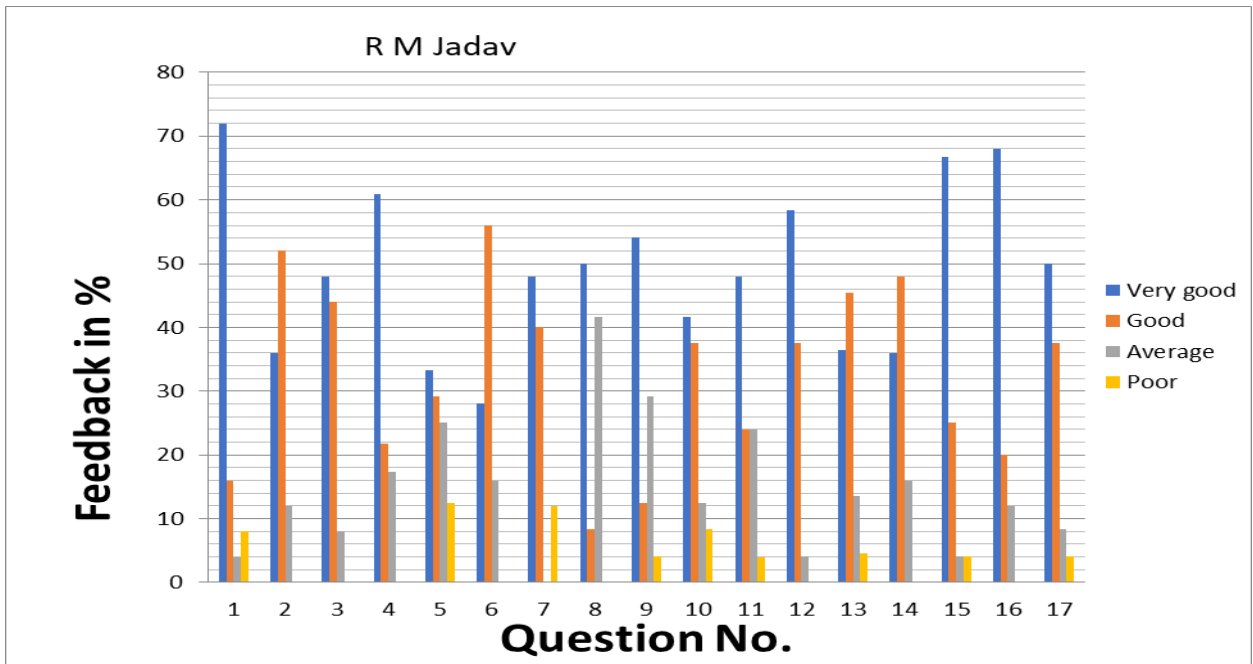
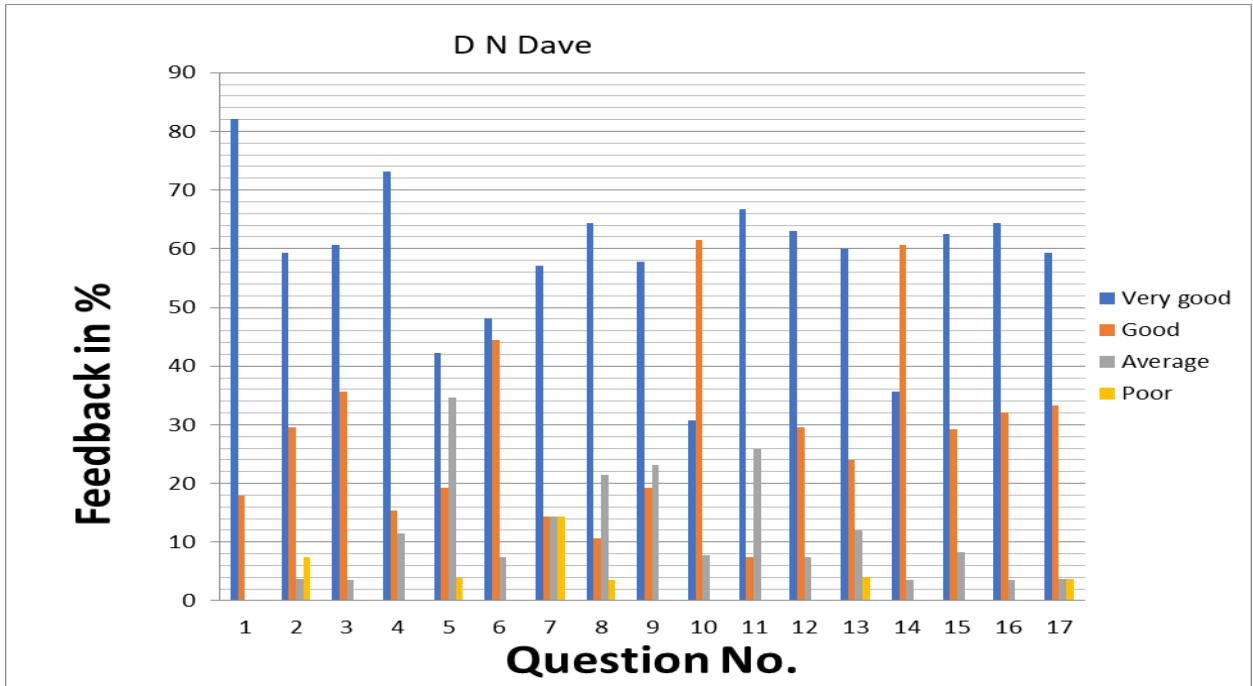
\_\_\_\_\_  
Signature of the Chairperson, IQAC

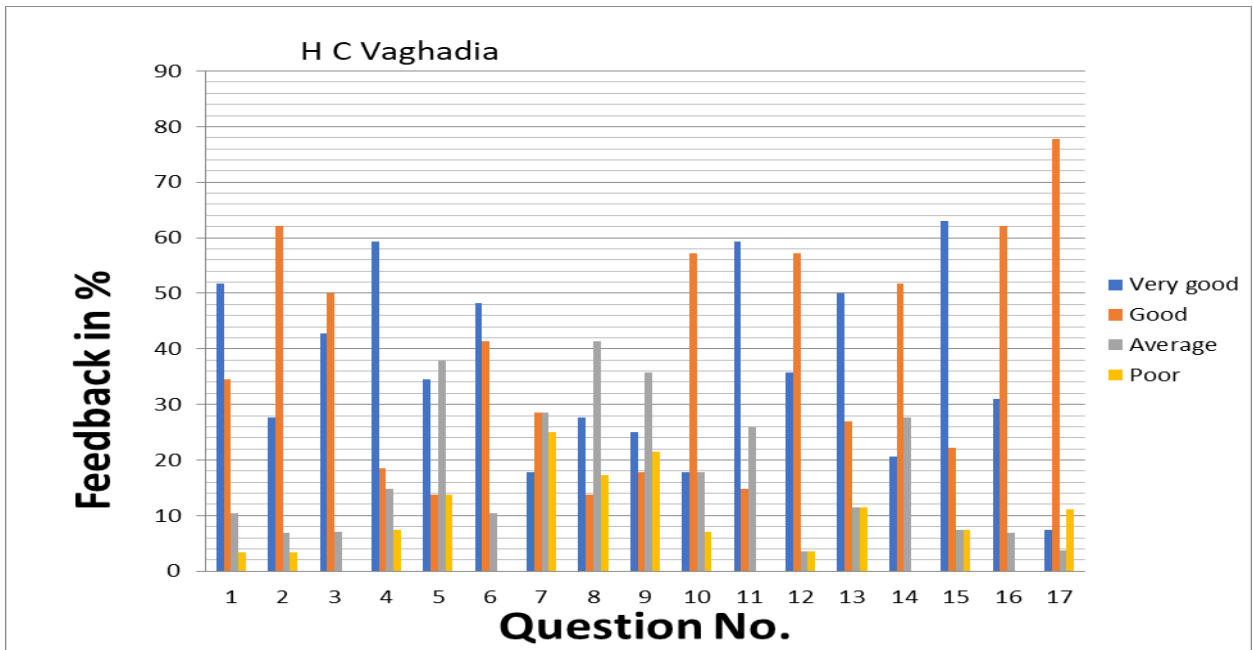
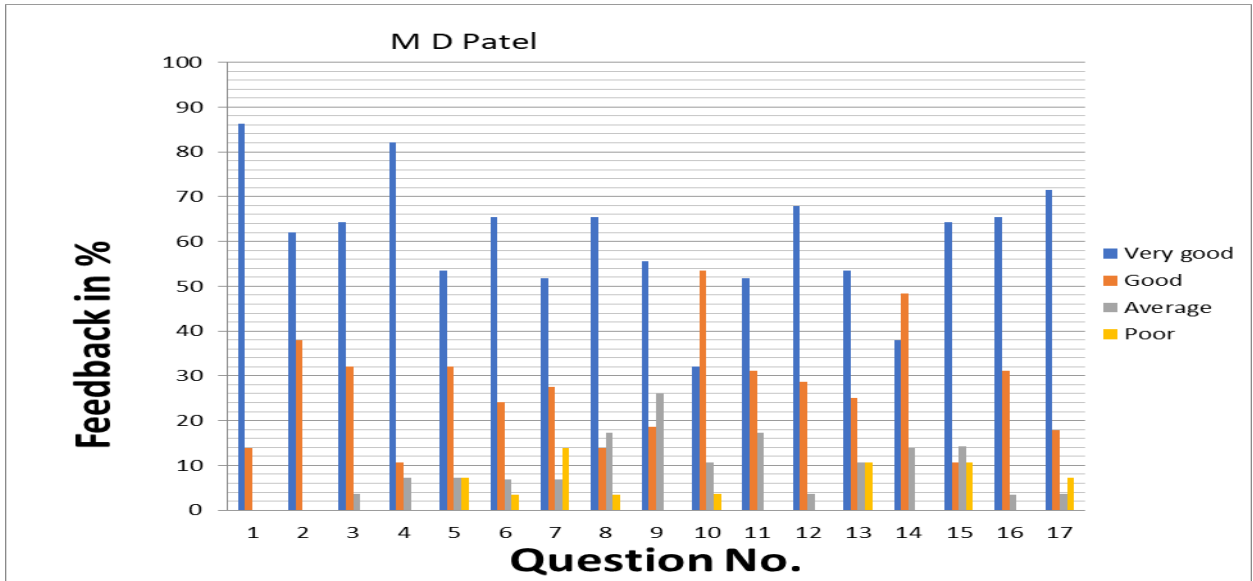
\*\*\*

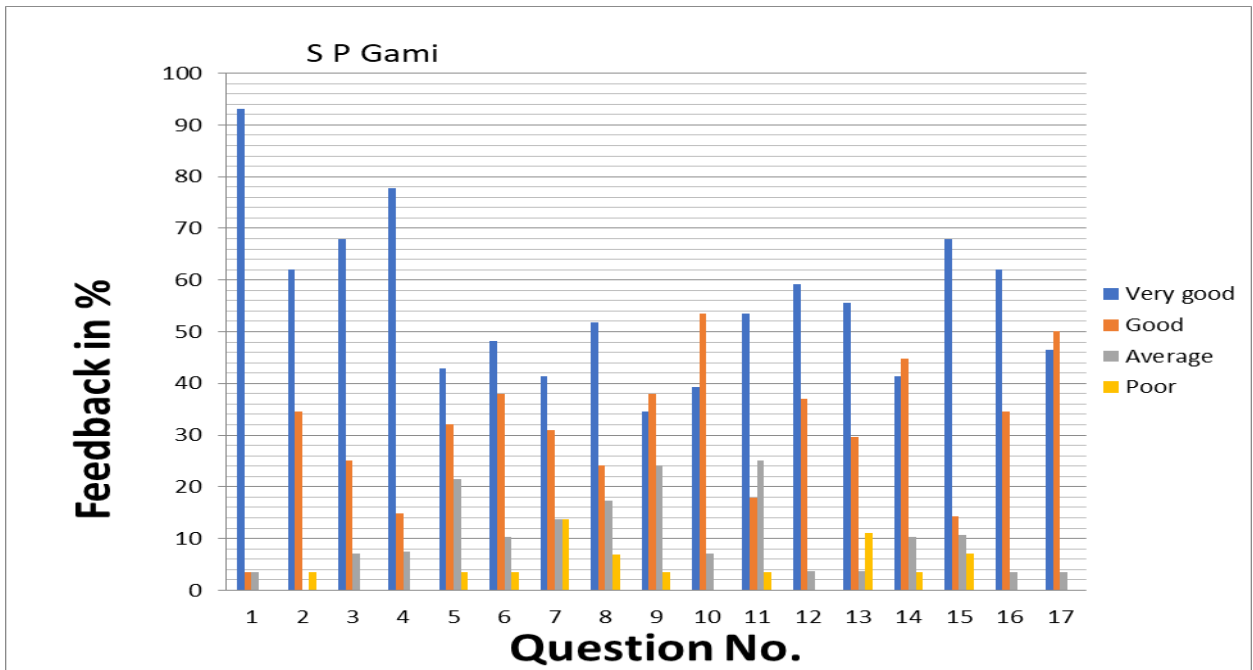
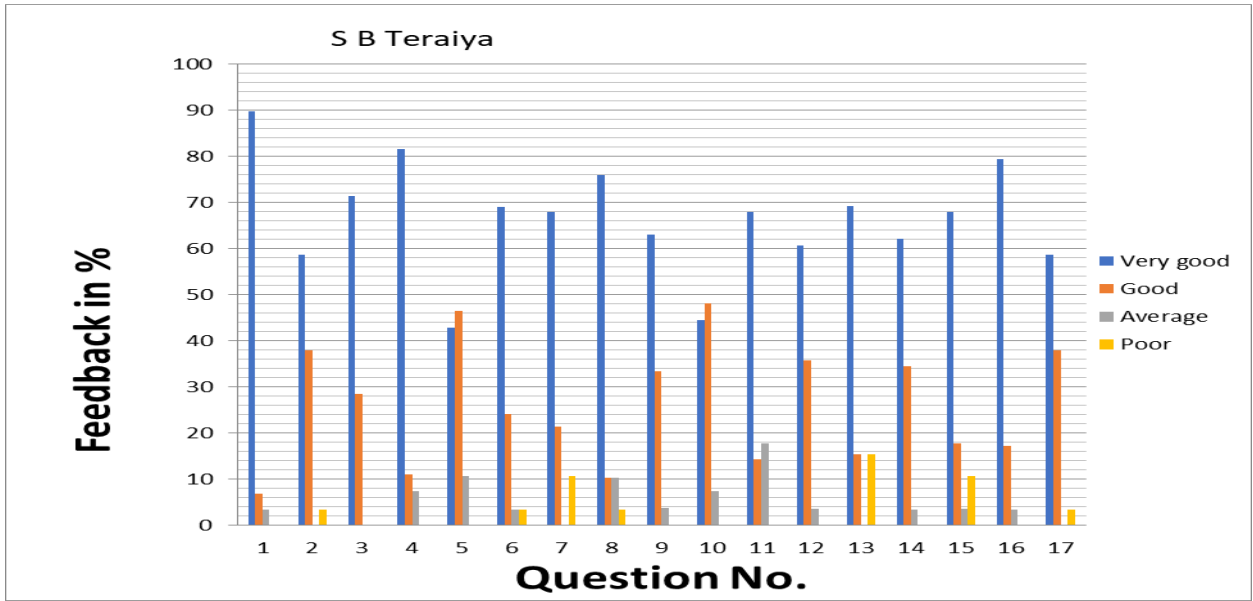
#### **Annexure I**

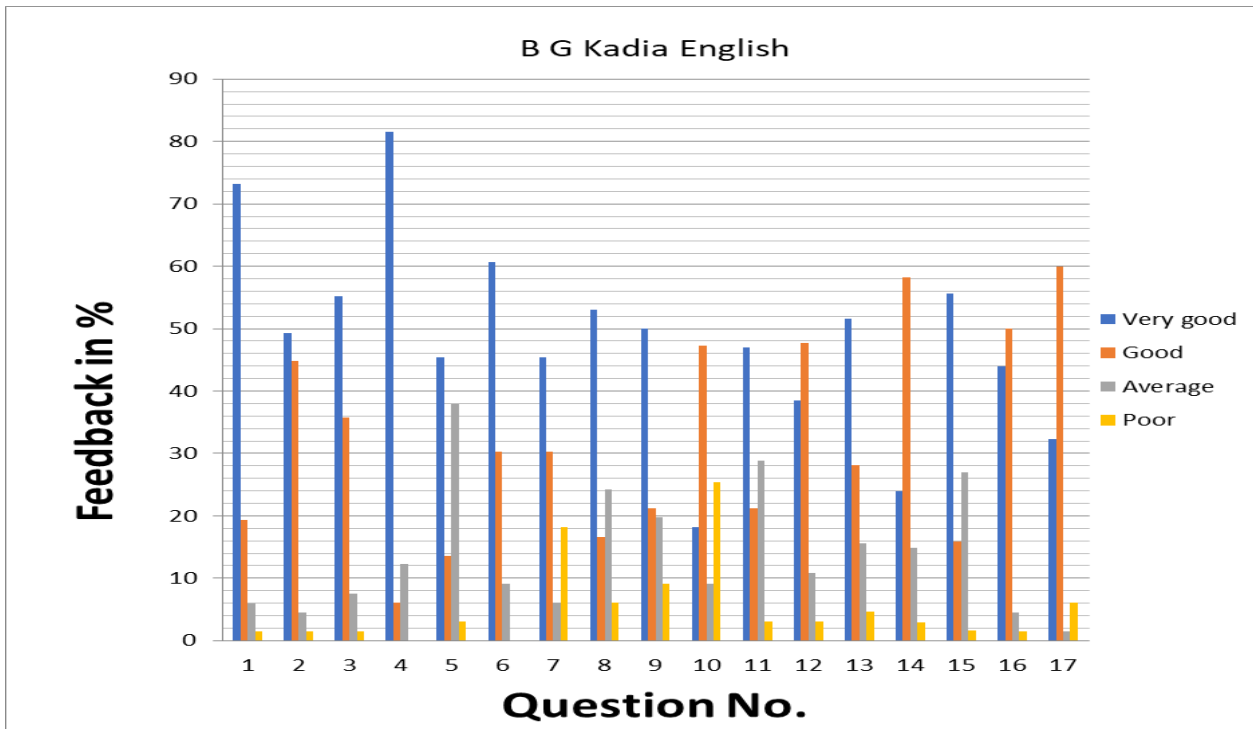
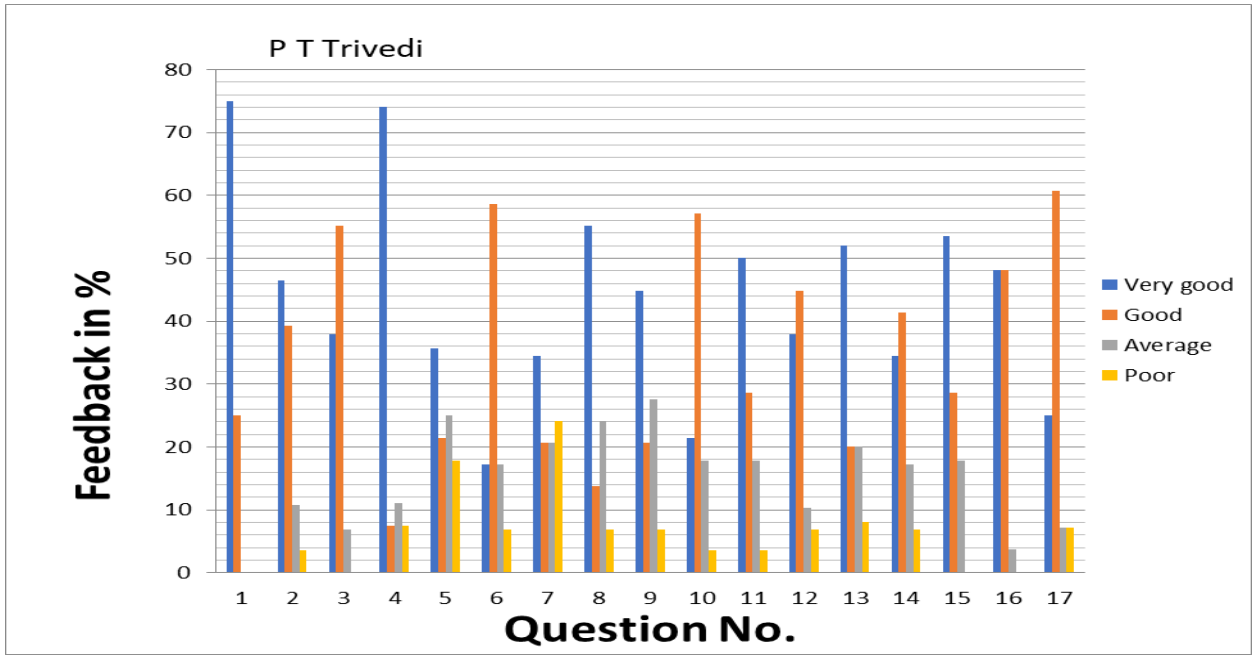
## FEEDBACK ANALYSIS- 2016-2017



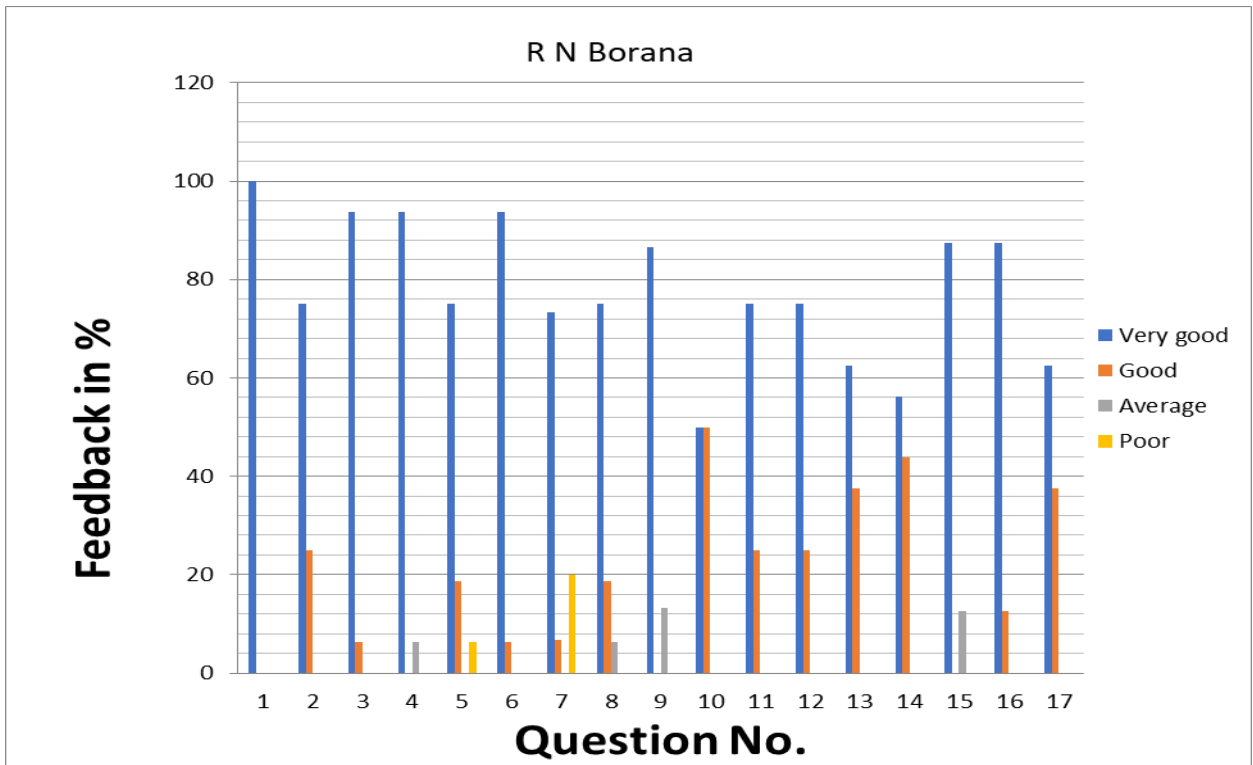
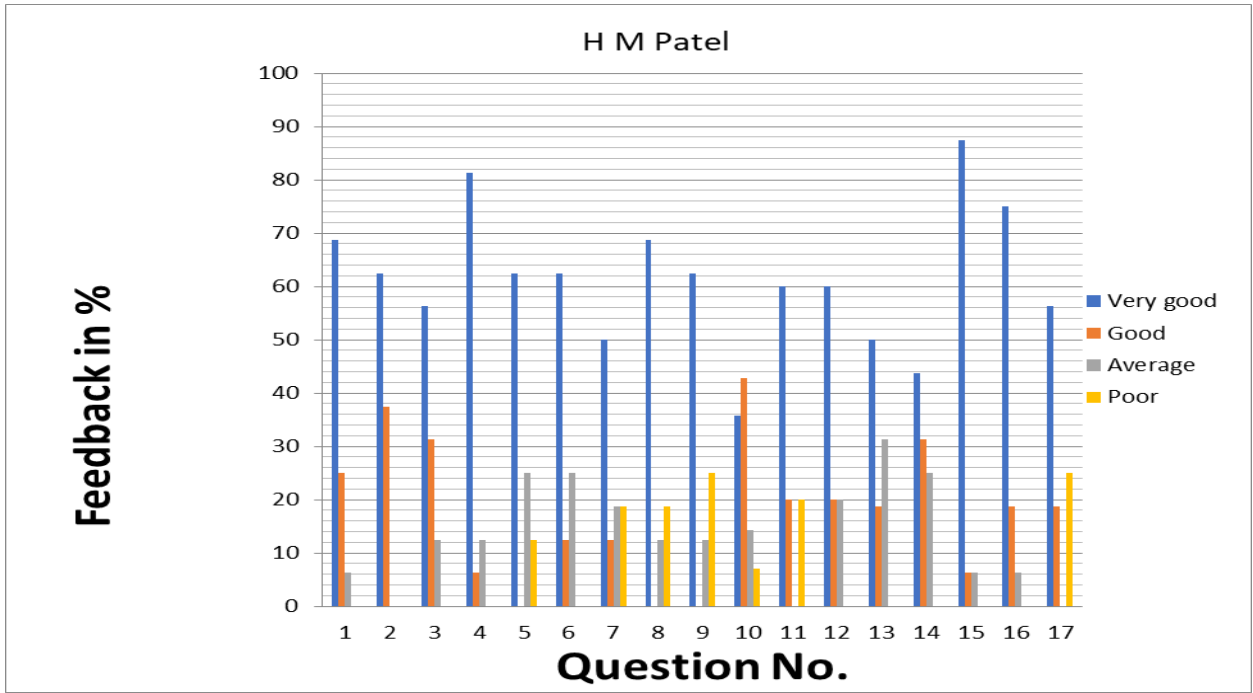


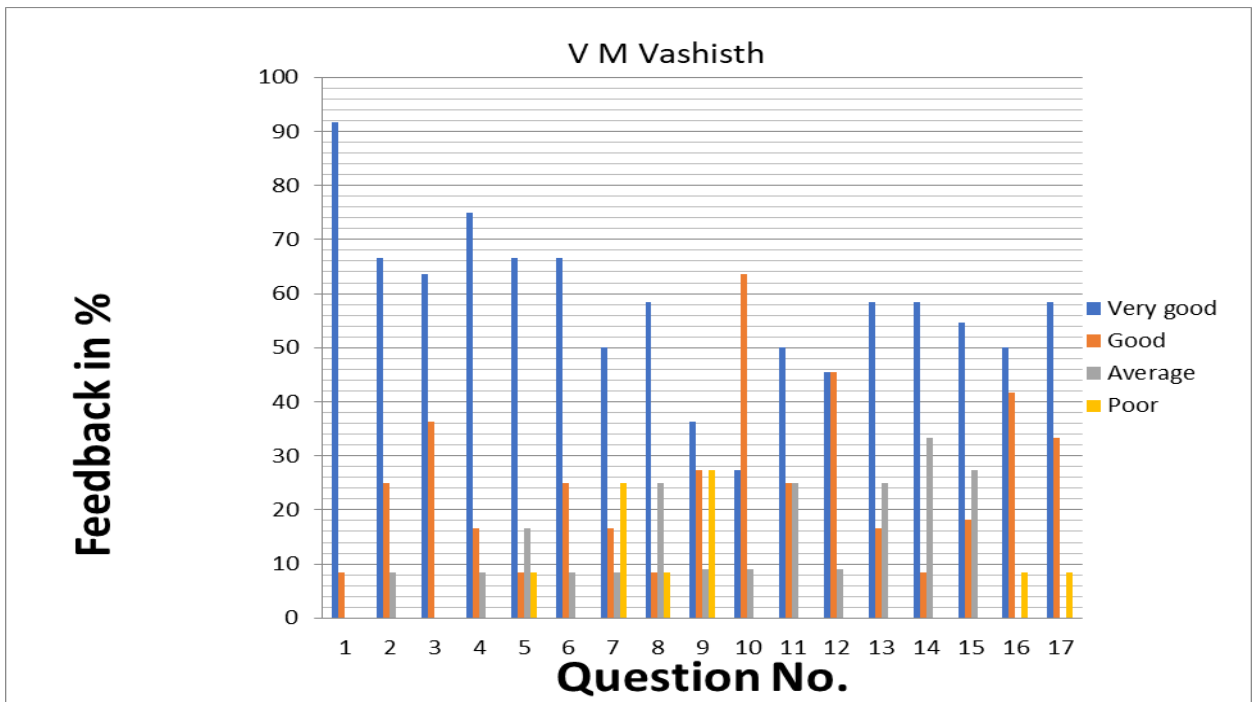
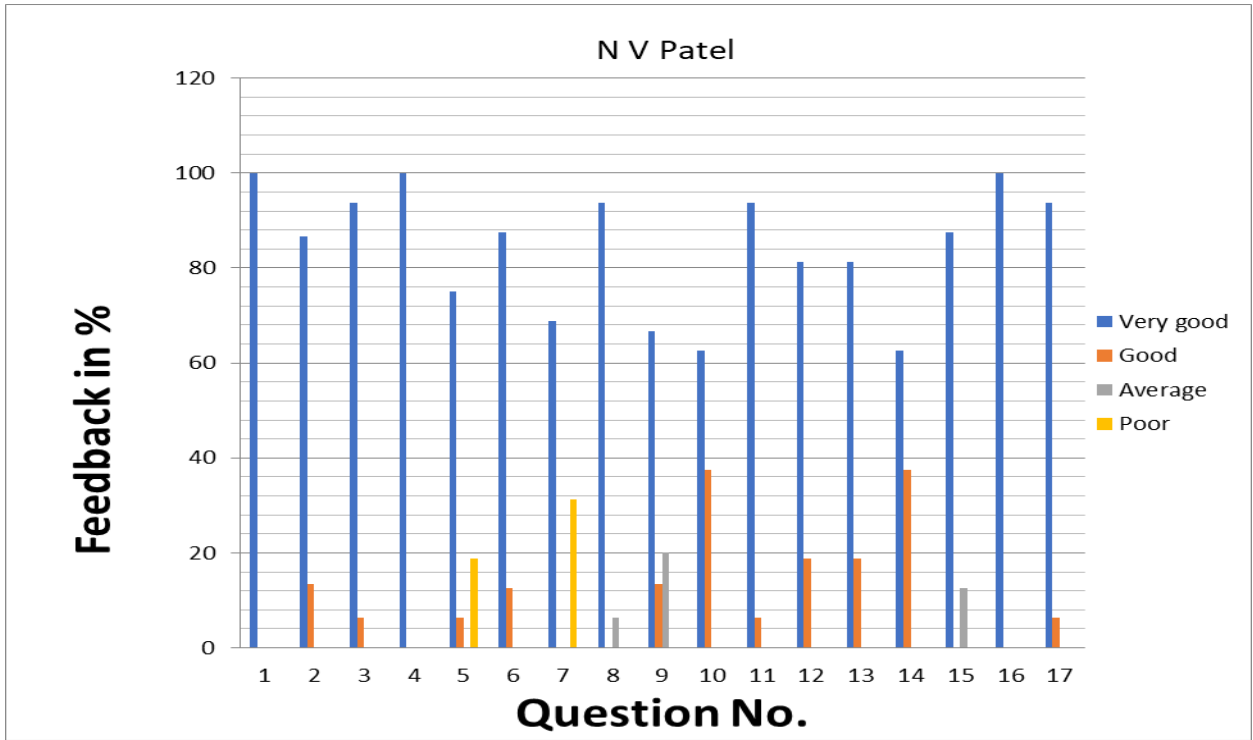


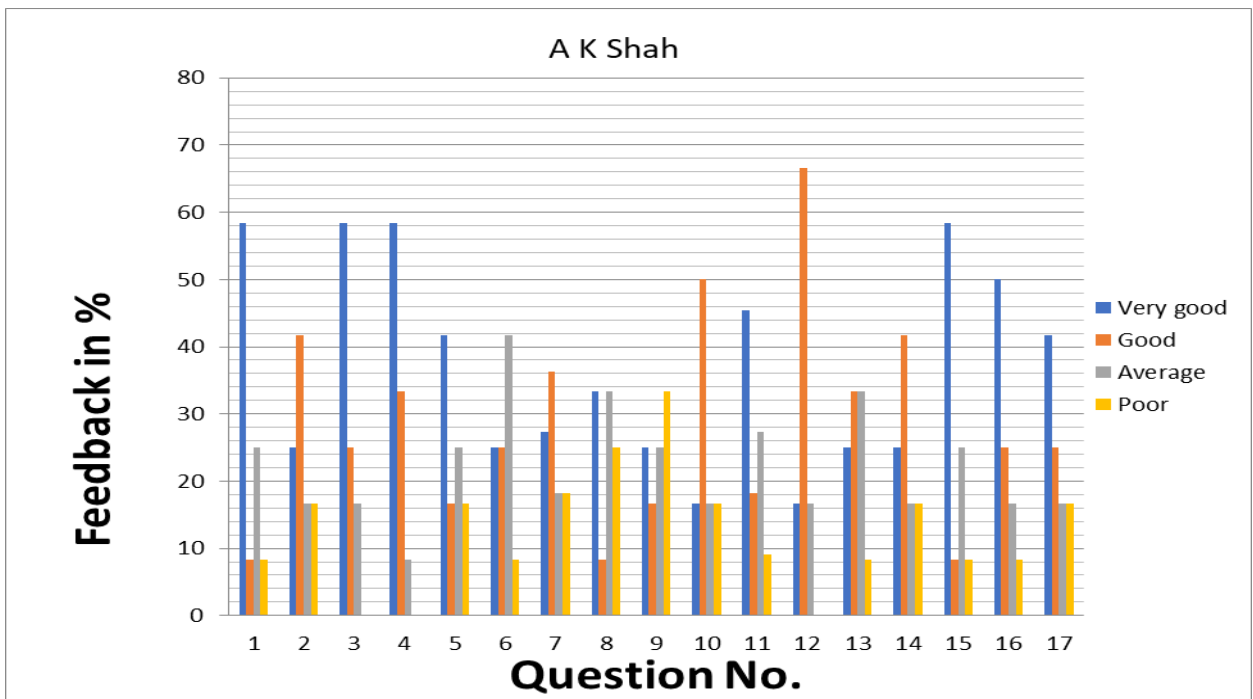
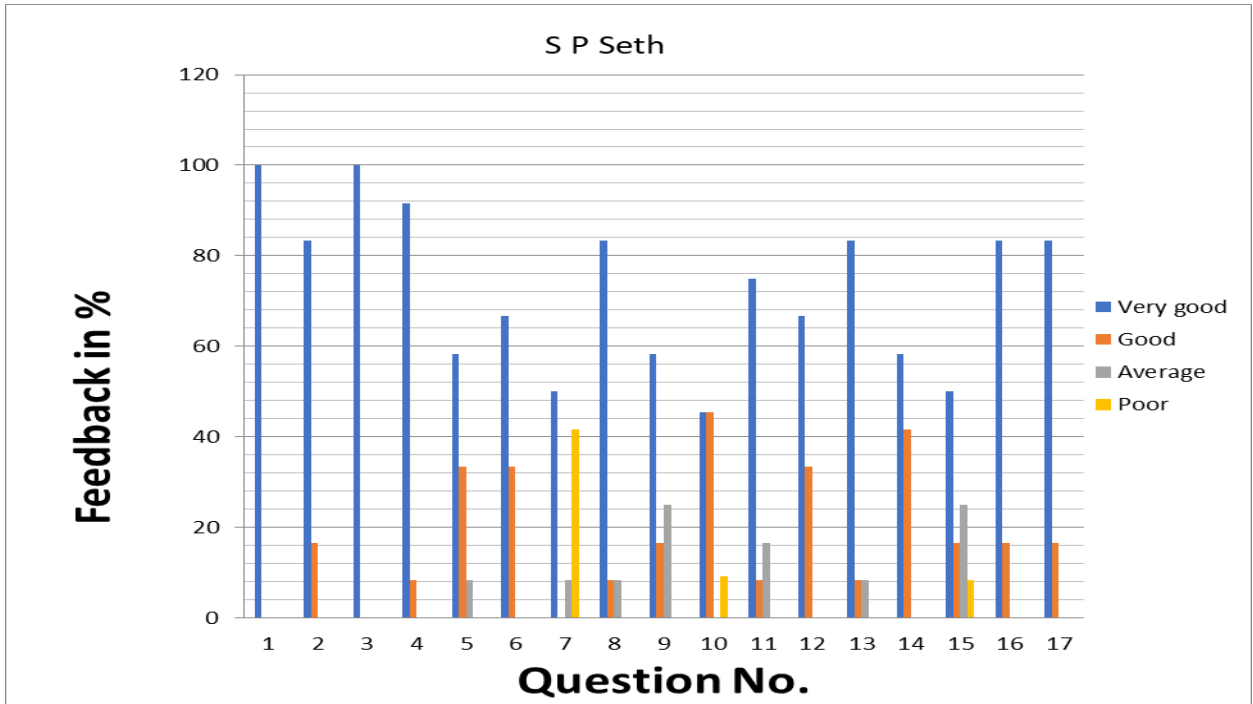


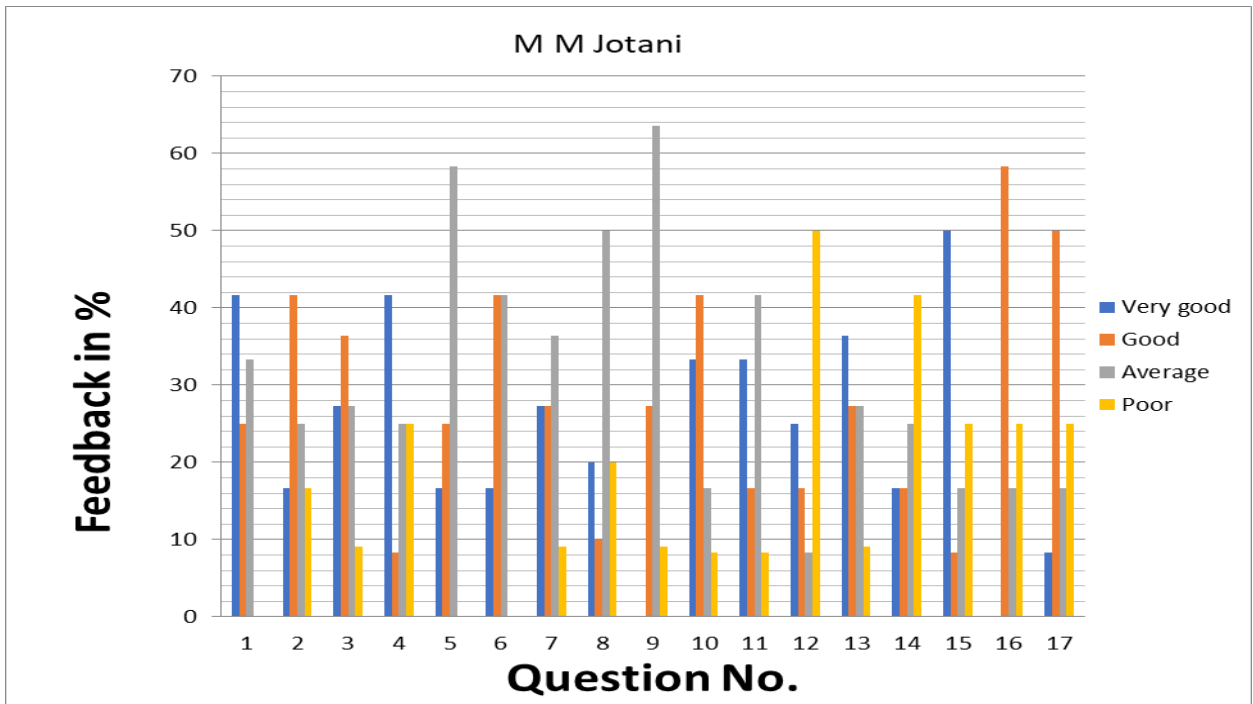
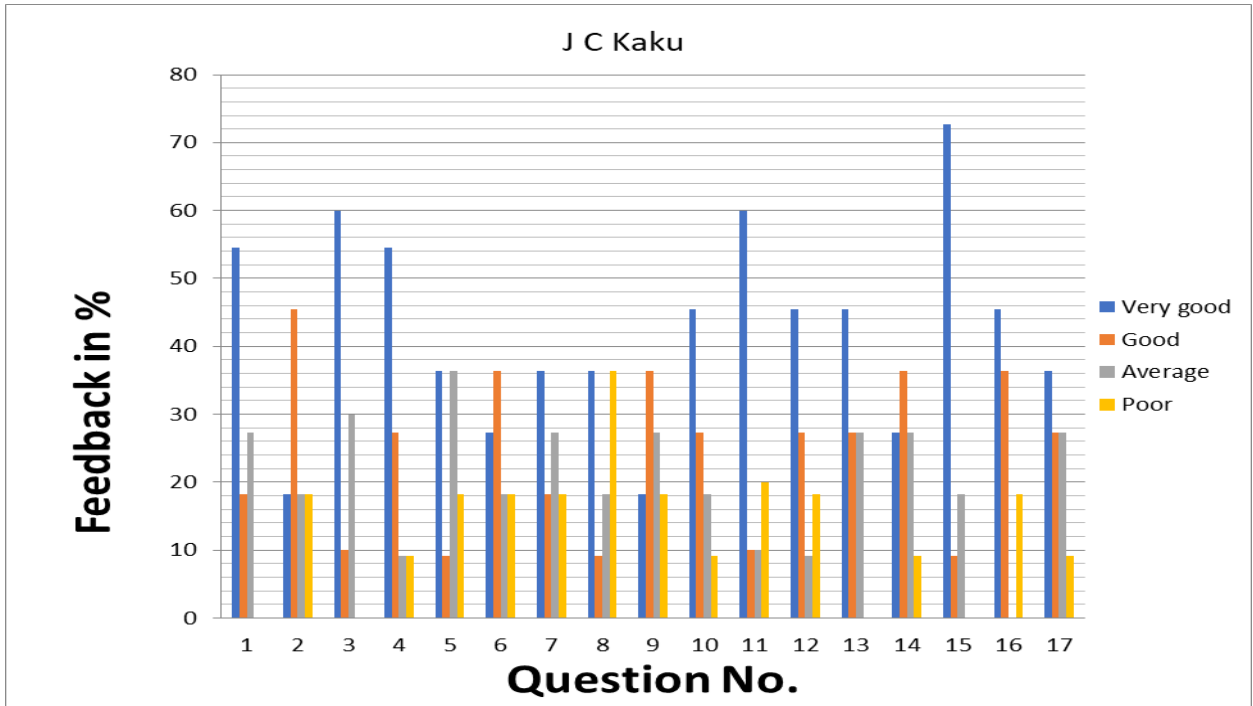


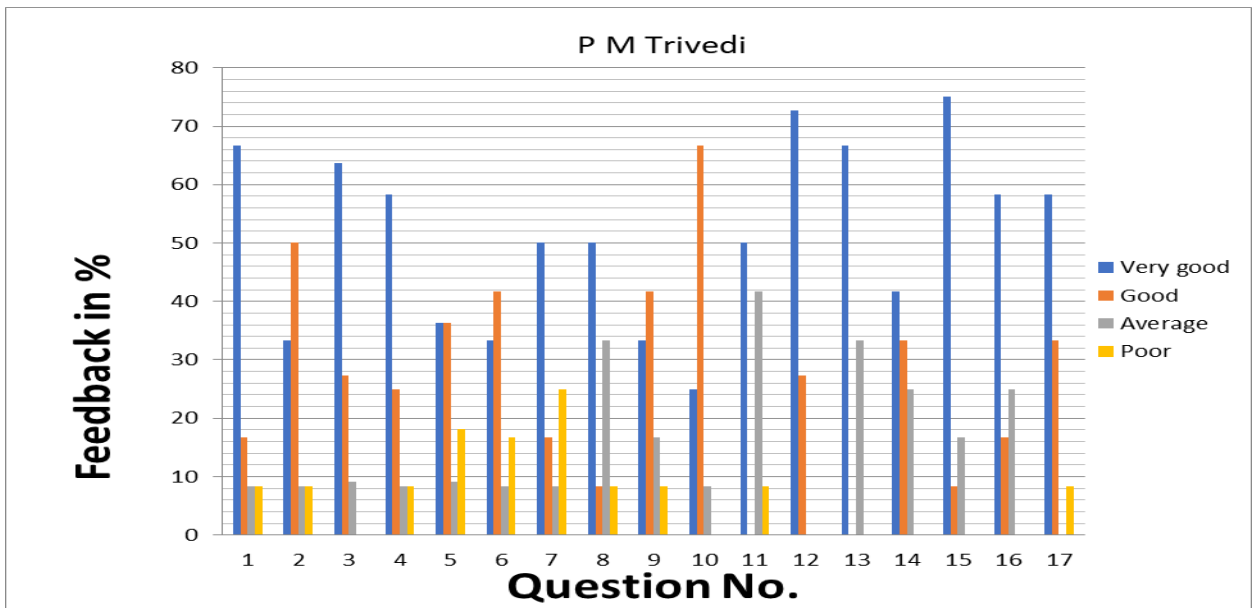
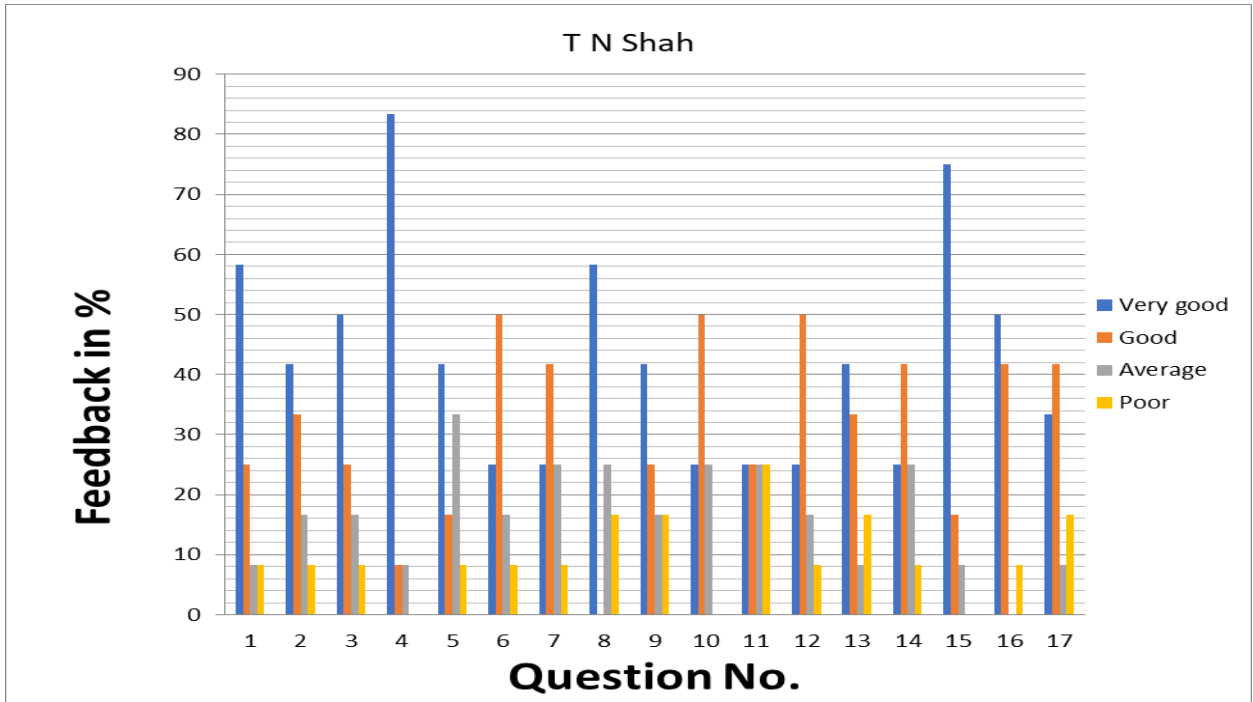


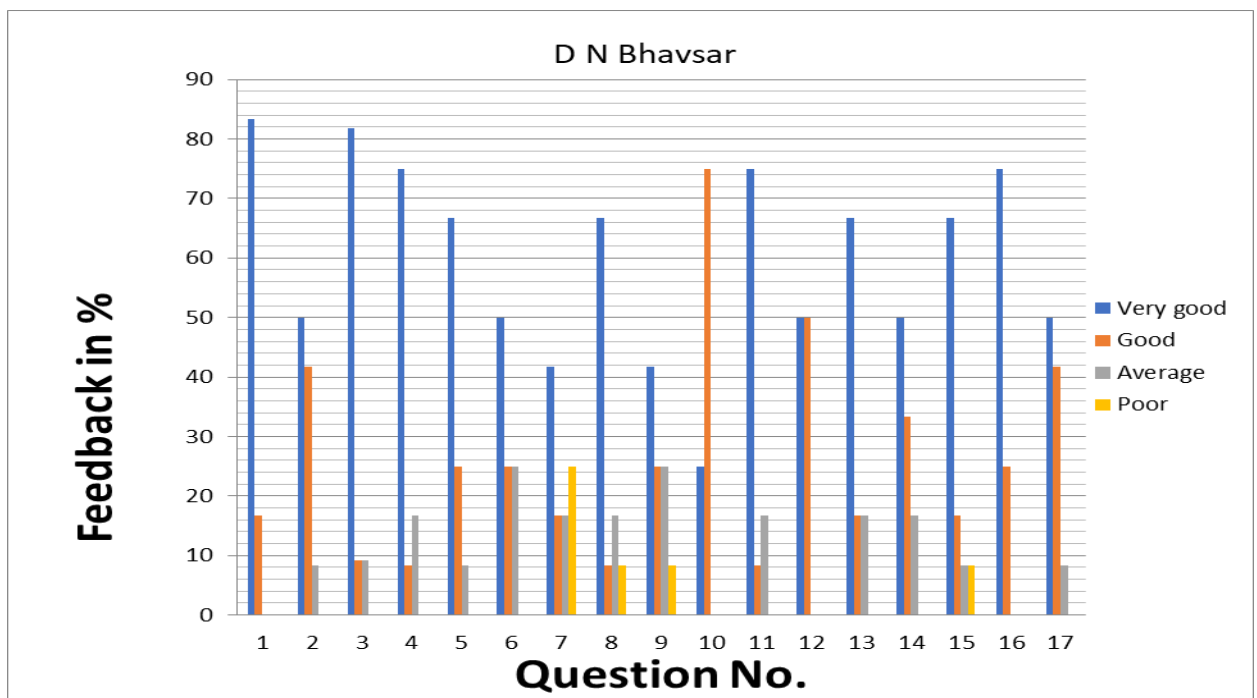
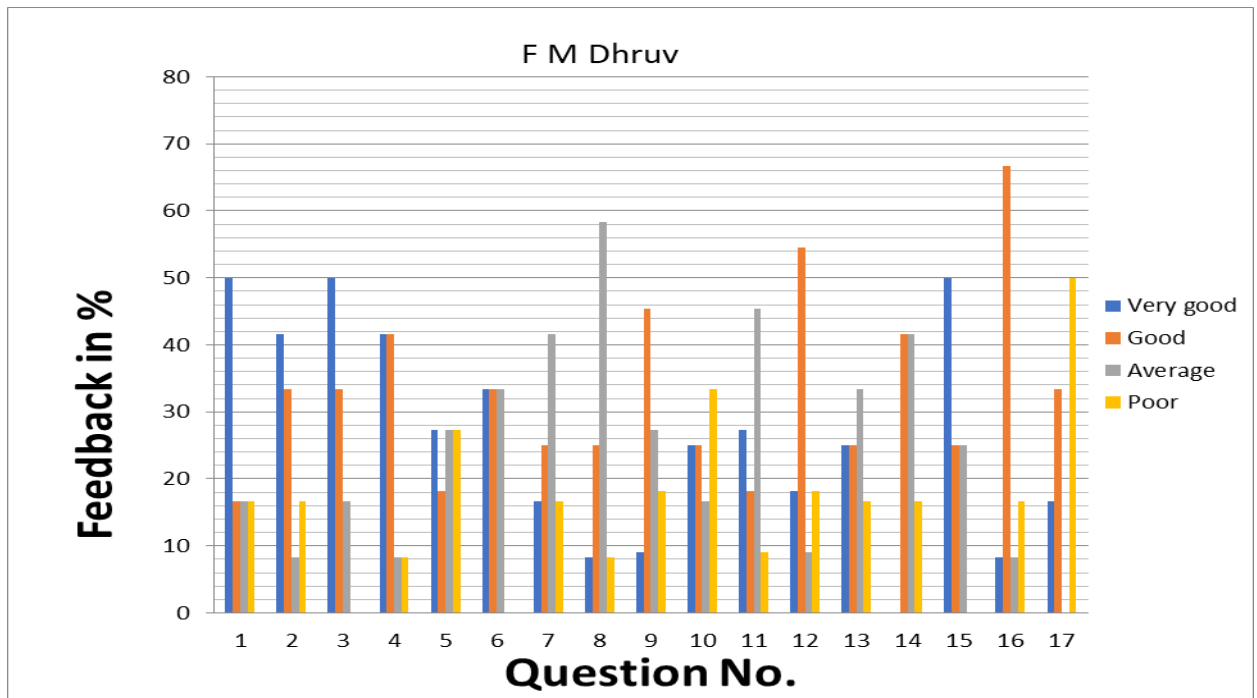


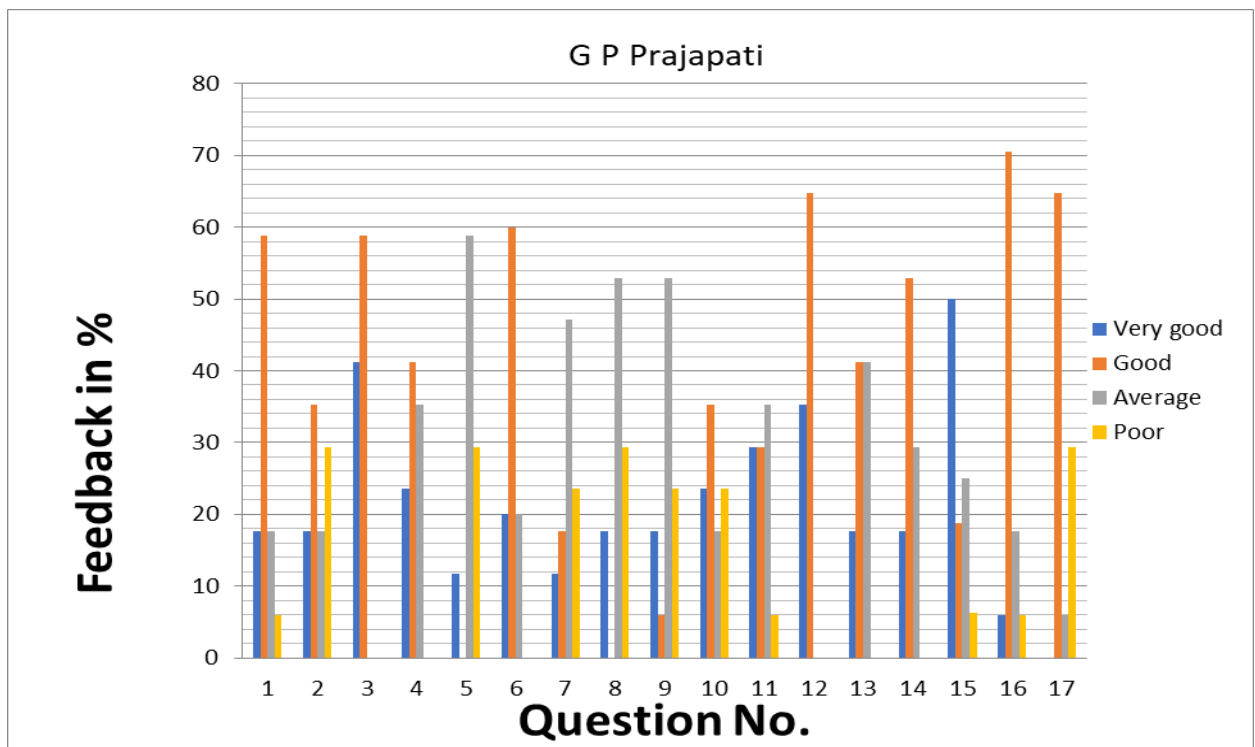
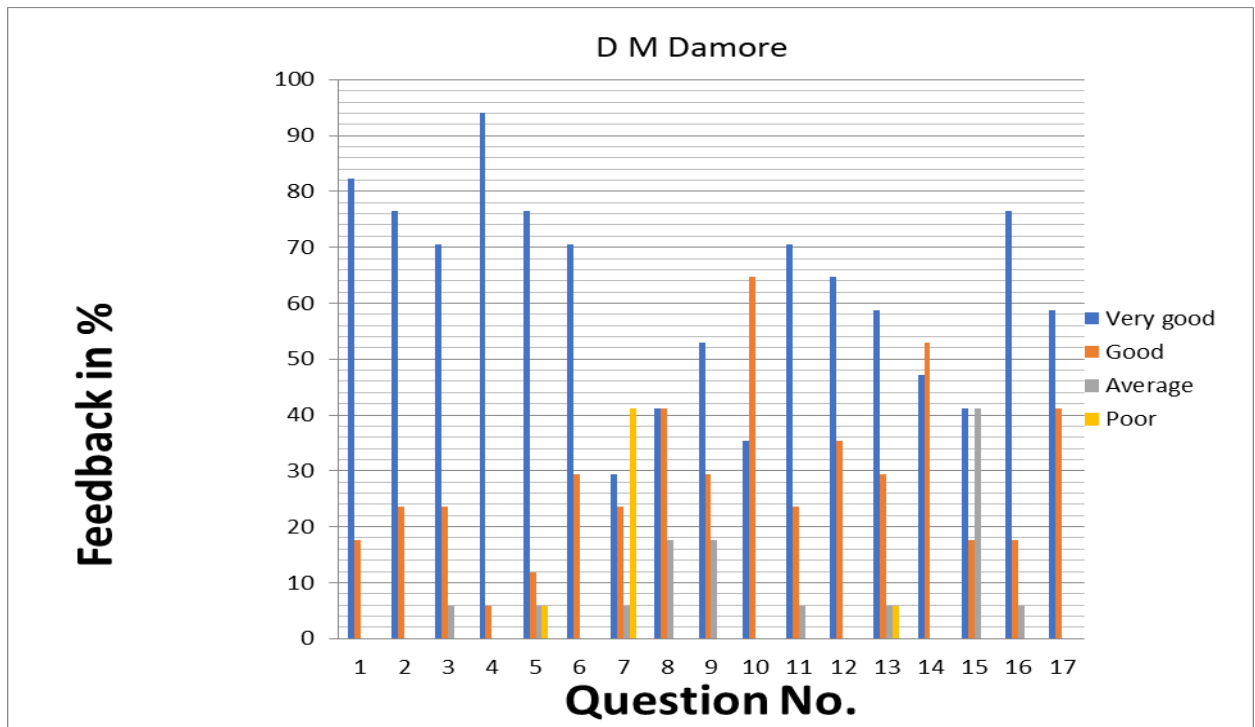


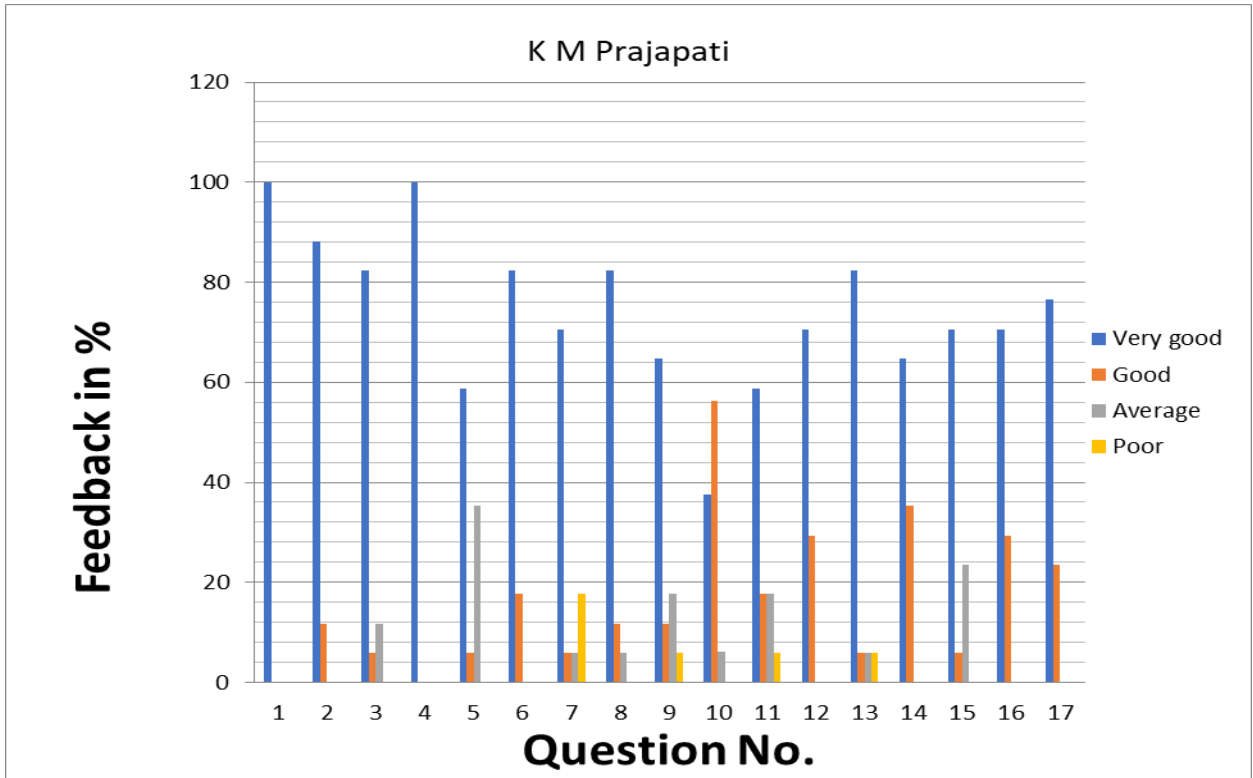












\*\*\*